

# Non-Oil Foreign Trade

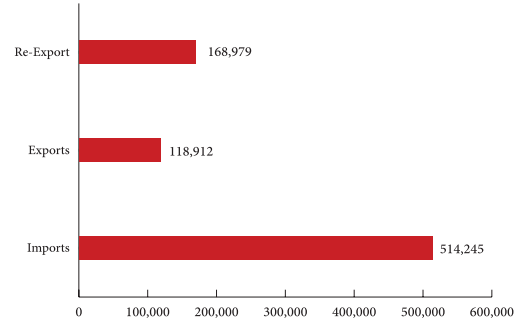
2015 Emirate of Dubai

## Direct Foreign Trade

Direct Foreign Trade Imports amounted 514,245 Million AED in 2015, with contribution of 64.1%.

Direct Foreign Trade Exports amounted 118,912 Million AED in 2015, with contribution of 14.8%.

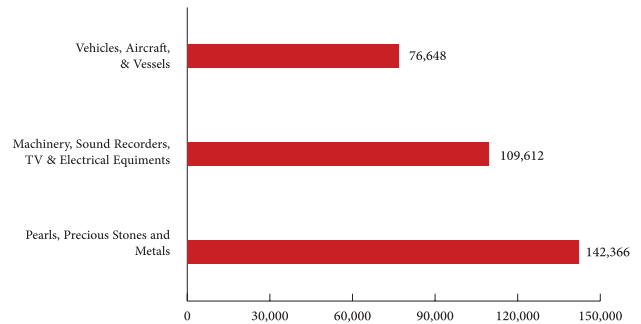
Direct Foreign Trade Re-Exports amounted 168,979 Million AED in 2015, with contribution of 21.1%.



In 2015, Pearls, precious stones and metals obtain the lead in Imports with amount of 142,366 Million AED and contribution of 27.7%, then Machinery, sound recorders, tv and electrical equipment amounted to 109,612 Million AED with contribution of 21.3%, followed by Vehicles, aircraft and vessels amounted to 76,648 Million AED with contribution of 14.9%.

### ▲ The most outstanding sections in Direct Foreign Trade Imports

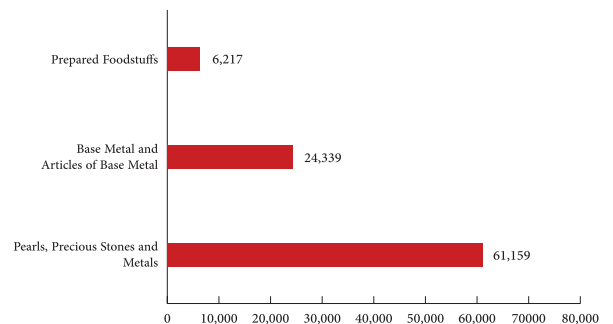
(value in Million)



In 2015, Pearls, precious stones and metals obtain the lead in Exports with amount of 61,159 Million AED and contribution of 51.4%, then Base metals and articles of base metals amounted to 24,339 Million AED with contribution of 20.5%, followed by Prepared foodstuffs amounted to 6,217 Million AED with contribution of 5.2%.

### ▲ The most outstanding sections in Direct Foreign Trade Exports

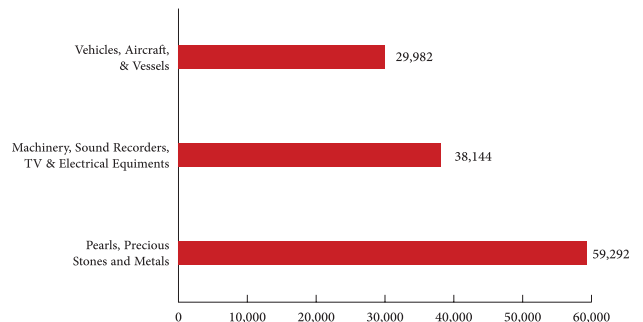
(value in Million)



In 2015, Pearls, precious stones and metals obtain the lead in Re-Export with amount of 59,292 Million AED and contribution of 35.1%, then Machinery, sound recorders, tv and electrical equipment amounted to 38,144 Million AED with contribution of 22.6%, followed by Vehicles, aircraft and vessels amounted to 29,982 Million AED with contribution of 17.7%.

### ▲ The most outstanding sections in Direct Foreign Trade Re-Exports

(value in Million)

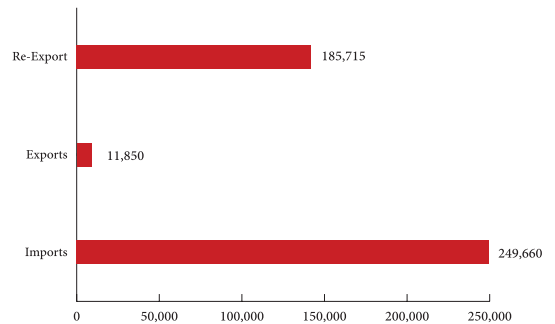


### Free Zone Trade

Imports amounted to 249,660 Million AED and contributed 55.8% of Free Zone Trade in 2015.

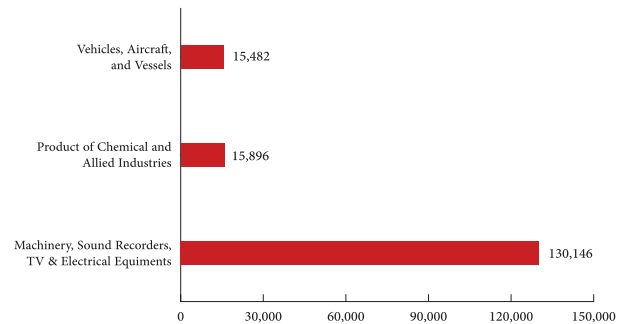
Exports amounted to 11,850 Million AED and contributed 2.6% of Free Zone Trade in 2015.

Re-Exports amounted to 185,715 Million AED and contributed 41.5% of Free Zone Trade in 2015.



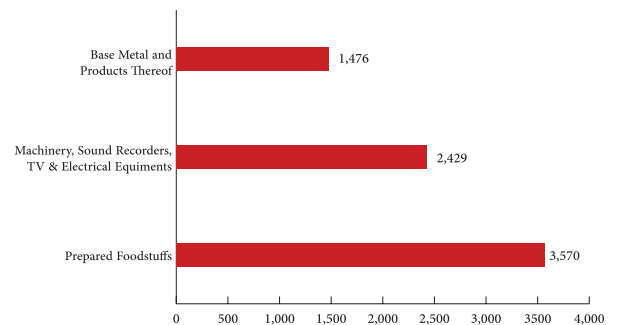
In 2015, Machinery, sound recorders, tv and electrical equipment obtain the lead in Imports of Free Zone Trade with amount of 130,146 Million AED and contribution of 52.1%, then Products of chemical and allied industries amounted to 15,896 Million AED with contribution of 6.4%, followed by Vehicles, aircraft and vessels amounted to 15,482 Million AED and contribution of 6.2%.

▲ The most outstanding sections in Free Zone Trade Imports (value in Million)



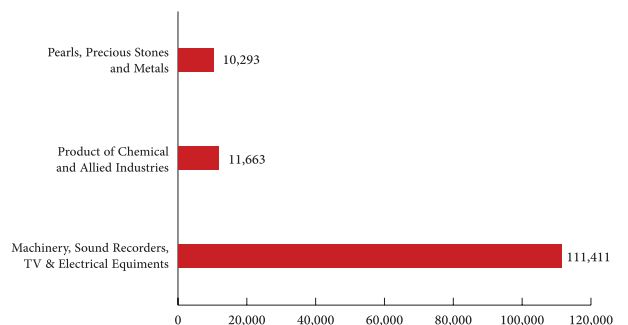
In 2015, prepared foodstuffs obtain the lead in Exports of Free Zone Trade with amount of 3,570 Million AED and contribution of 30.1%, then Machinery, sound recorders, tv and electrical equipment amounted to 2,429 Million AED with contribution of 20.5%, followed by Base metals and articles of base metals amounted to 1,476 Million AED and contribution of 12.5%.

▲ The most outstanding sections in Free Zone Trade Exports (value in Million)



In 2015, Machinery, sound recorders, tv and electrical equipment obtain the lead in Re-Export of Free Zone Trade with amount of 111,411 Million AED and contribution of 60.0%, then Products of chemical and allied industries amounted to 11,663 Million AED with contribution of 6.3%, followed by Pearls, precious stones and metals amounted to 10,293 Million AED and contribution of 5.5%.

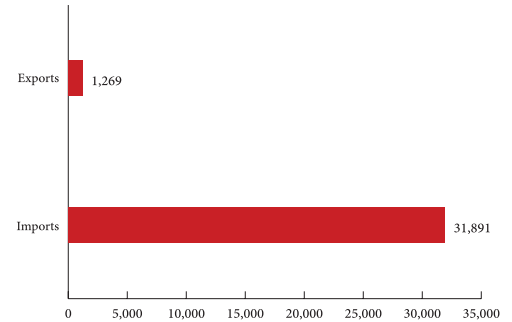
▲ The most outstanding sections in Free Zone Trade Re-Exports (value in Million)



### Custom Warehouse Trade

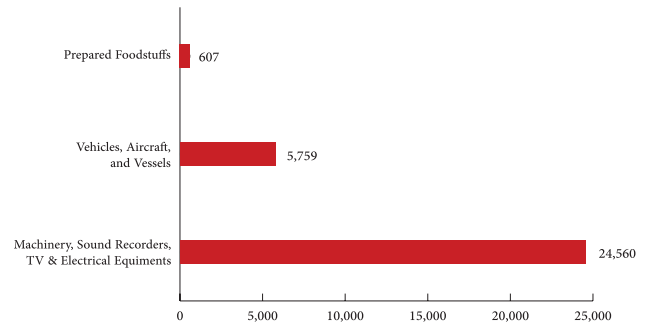
Imports amounted to 31,891 Million AED and contributed 96.2% of Custom Warehouse Trade in 2015.

Exports amounted to 1,269 Million AED and contributed 3.8% of Custom Warehouse Trade in 2015.



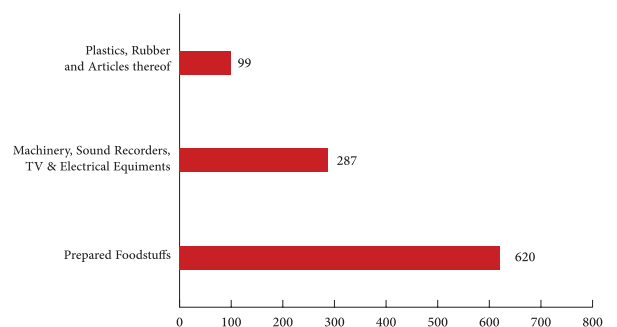
#### ▲ The most outstanding sections in Custom Warehouse Trade Imports (value in Million)

In 2015, Machinery, sound recorders, tv and electrical equipment obtain the lead in Imports of Custom Warehouse Trade with amount of 24,560 Million AED and contribution of 77.0%, then Vehicles, aircraft and vessels amounted to 5,759 Million AED with contribution of 18.1%, followed by Prepared foodstuffs amounted to 607 Million AED and contribution of 1.9%.



#### ▲ The most outstanding sections in Custom Warehouse Trade Exports (value in Million)

In 2015, prepared foodstuffs obtain the lead in Exports of Custom Warehouse Trade with amount of 620 Million AED and contribution of 48.8%, then Machinery, sound recorders, tv and electrical equipment amounted to 287 Million AED with contribution of 22.6%, followed by Plastics, rubber and articles thereof amounted to 99 Million AED and contribution of 7.8%.



\*Equal values due to rounding process.